

Year 4 Weekly Update 4

27th April 2020

Well done Year 4, you have completed 3 weeks of home schooling. Hopefully all the parents have survived too!!! We are missing all of your lovely smiley faces and all your news. So what have we been up to? We have been enjoying the good weather in our gardens, baking some nice treats, painting rooms in our houses, doing jigsaws and playing lots of board games with our families. Below we have included a few activities to help you with the work planned for week 4. Do a little work each day and then have some fun with your family.

(To view the video clips *Right Click on the links and select 'Open Hyperlink')

Keep Up
The
Good
Work



Numeracy – Telling the Time

Challenge

- ✓ Learning the '30 days have September poem.'
- ✓ Revising o'clock, half past, quarter past and quarter to.
- ✓ If feeling confident with the above have a go at 5 minute intervals. Start with past side first (e.g. 8:05- 5 minutes past 8) and then progress to the to side (e.g. 8:35 – 25 minutes to 9)
- ✓ Complete your time booklet in your pack.
- ✓ Check out the PowerPoints on the BCIPS website all about telling the time (In the Year4 >Home Learning >Useful PowerPoints> Numeracy> Time Section).

30 days have September,
April, June and November.
All the rest have 31
except February alone
which has but 28 days clear
and 29 in each Leap Year

Visual Diagram Challenge

Try out the attached 'My Birthday Month' Challenge – using the people in your family's birthdays throughout the year.



Literacy- Collective Nouns

Have a look at the following video clip all about collective nouns.

<https://www.facebook.com/1393923220913599/videos/1813753478930569?v=e&d=n&stms=mo>

Check out also the PowerPoint on the BCIPS website all about some slightly unusual collective nouns.

(In the Year4 >Home Learning >Useful PowerPoints> Literacy> Section).

Challenge Have a go at making some of your own collective nouns.

Writing

Yummy Scrambled Eggs!

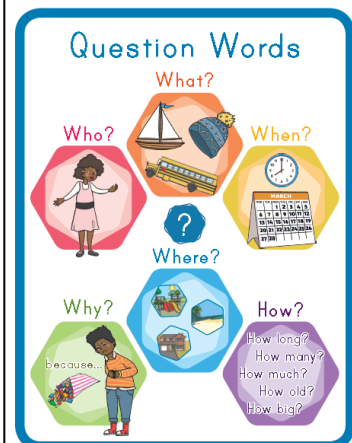
Challenge Writing detailed instructions for making scrambled eggs. Some top tips to remember: -

- ✓ Make your scrambled eggs with an adult (remember to watch closely for each step, equipment and ingredients needed).
- ✓ List all of the equipment needed e.g. bowl, fork.
- ✓ List all of the ingredients needed e.g. eggs, milk.
- ✓ Number each step and use bossy verbs e.g. mix, stir.
- ✓ Use sequence words throughout.
First, next, then, after, finally.
- ✓ Take a picture of your wonderful creation and then enjoy.




Literacy Revision

Asking Questions- using who, what, when, where and why when reading.



Reading

Remember to keep up your own reading at home **EVERYDAY** with your own books or Oxford Reading Buddy.



-Why not try to read about Plop the owl. Grandma Fran will help you.

<https://youtu.be/4FcxGheSihk>

-Challenge yourself to read 'The Hodgeheg' over the next 4 weeks.

<https://www.barhamprimary.co.uk/attachments/download.asp?file=764&type=pdf>

Exercise

Learn a dance with Joe Sugg and Dianne Buswell from Strictly Come Dancing.

<https://www.youtube.com/watch?v=iQ7Ztpg0Ji8>



Or have some fun learning the Birdie Song

<https://www.youtube.com/watch?v=J-60PI4xdng>

Art – Finger Print Painting

If you have some paint at home have a go at making birds using just your finger prints. If you do not have any paint, be creative and have a look around your house to see what you could use (e.g. felt tip prints).



*Keep a look out for an odd/old sock this week for next weeks art challenge.

Take a Break!

Some ideas to refocus between learning activities.



Spelling – List 26

Adding 'ness' and 'less'

Check out the following clips for some Examples of suffixes.



Ness-

https://www.youtube.com/watch?v=V_u00p5fhs

Less-

https://www.youtube.com/watch?v=U_6mfwXe3Bo

Challenge

-Use the spelling menu to complete activities on your weekly spellings.

-Remember to get an adult to complete your Friday Check-up with you.

Topic – Birds




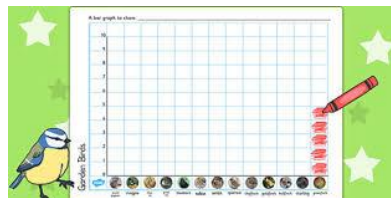
Spring Watch

Have a look on Spring watch on BBC iPlayer. There are a number of bird clips to watch. Follow the link below for a clip of tiny swallow chicks hatching.

<https://www.bbc.co.uk/programmes/p07cp10f>

Bar graph or Pictogram of Birdwatch Data

Using your own data from your garden birdwatch, make a bar chart, pictogram or both to show your data. A template for both has been attached that you could use.



Identify British Bird Songs

Can you identify the birds in your garden by the songs they are singing?

<https://www.woodlandtrust.org.uk/blog/2019/04/identify-bird-song/>

Finally...

Do a little Maths and English activity each day. Look over your spellings and enjoy reading a story or part of a novel. All of the other ideas are optional activities to keep you busy if mum and dad need time to do their work!!!!

